

Gasoline  
Diesel  
LPG

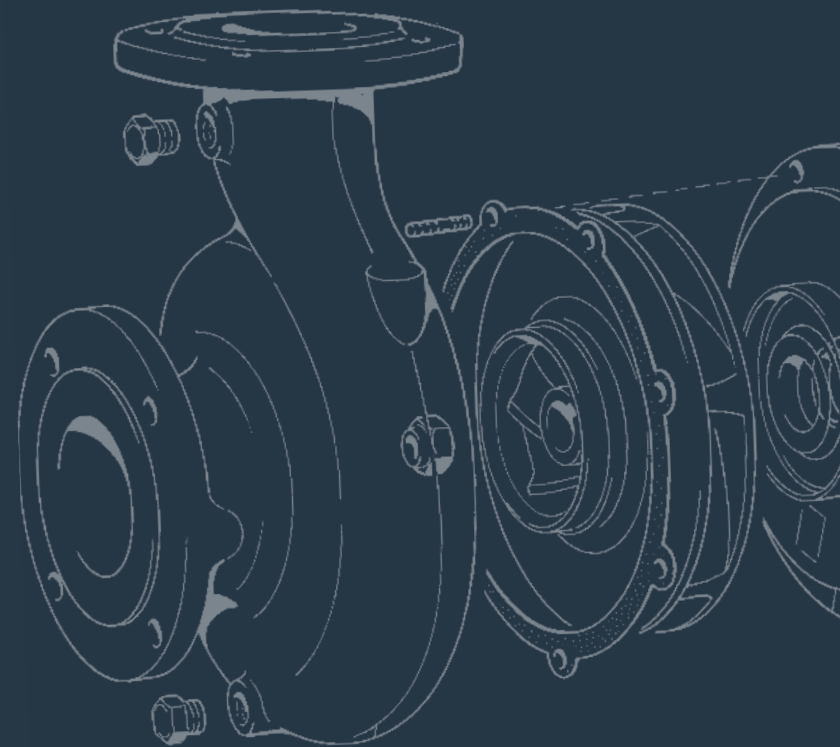
POWERED by  
**HONDA**

 **mitsubishi**

 **RATO**

**Kubota**

FD1  
FD2  
FD3  
FD4  
FD150



66 Iztochen Blvd., 4018 Plovdiv, Bulgaria  
Tel/Fax: +359 32 630 184,  
Mobile: +359 888 612 858,  
e-mail: cross\_bg@yahoo.com

[www.cross1.bg](http://www.cross1.bg)

Пловдив, бул. Източен №66  
тел. 032 622 896, 0888 939 046  
факс: 032 630 184  
e-mail: cross\_bg@yahoo.com

# FD PUMP

POWERED by  
**HONDA**

HIGH PRESSURE CENTRIFUGAL WATER PUMPS  
ВИСОКО-НАПОРНИ ЦЕНТРОБЕЖНИ ПОМПИ ЗА ВОДА



**2**  
years  
warranty



**CROSS** Ltd.  
Made in Bulgaria [www.cross1.bg](http://www.cross1.bg)



Pumps Specifications / Технически характеристики

RELIABLE PUMP	CAST IRON PUMP CASING			CAST IRON IMPELLER		STRONG FRAME	
MODEL / Модел	FD1	FD2	FD2H	FD3	FD4	FD4K	FD150
DESCRIPTION Вид	High-pressure, Centrifugal Центробежна, високо-напорна	High-pressure, Centrifugal Центробежна, високо-напорна	High-pressure, Centrifugal Центробежна, високо-напорна	Super High Head, Centrifugal Супер високо налягане, центробежна	High-pressure, Centrifugal Центробежна, високо-напорна	High-pressure, Centrifugal, with Control Panel Центробежна, напорна, с контролно табло	Big Volume, Centrifugal Центробежна, с голям дебит
SUCTION DIA Диаметър на засмукване	3"	3"	3"	3"	3"	3"	6"
DISCHARGE DIA Диаметър на изпуск. отвор	2"	2½"	2½"	2½"	3"	3"	6"
MAX HEAD Височина на водния стълб	60m	60m	65m	90m	75m	50m	26m
MAX CAPACITY Макс. дебит	850 l/min	1000 l/min	1100 l/min	1000 l/min	1600 l/min	1500 l/min	3000 l/min
MAX SUCTION DEPTH Макс. дълбочина на засмукване	8m	8m	8m	8m	8m	8m	8m
ENGINE MODEL Двигател модел	HONDA GX270 MITSUBISHI GB30G	mitsubishi GB40G ROBIN DIESEL DY42	HONDA GX390 HONDA GX390 LPG	HONDA GX390 HONDA GX390 LPG MITSUBISHI GB40G	HONDA GX690 RATO R670 V-TWIN	KUBOTA DIESEL 3-CYL 18 HP	HONDA GX690 KUBOTA DIESEL 3-CYL 18 HP

НАДЕЖДНА ПОМПА = ЗДРАВ КОРПУС ОТ ЛЯТ ЧУГУН = РАБОТНО КОЛЕЛО ОТ ЗАКАЛЕНА СТОМАНА = СТАБИЛНА РАМА


Specifications are subject to change without notice

APPLICATION


Best for powering sprinklers, drip lines, irrigation hose reel systems or where high head is needed. For clear water transfer higher and further or dewatering.

ПРИЛОЖЕНИЕ:


Подходяща за напояване с разпръсквачи, капково напояване, тръбно-ролковни системи. За трансфер на чиста вода на далечни разстояния, при преодоляване на височини, наклони и денивелация.



FD1H  
High-pressure, Centrifugal



FD2M  
High-pressure, Centrifugal



FD2H  
High-pressure, Centrifugal



FD3H LPG  
Super High Head, Centrifugal



FD2R DIESEL  
High-pressure, Centrifugal



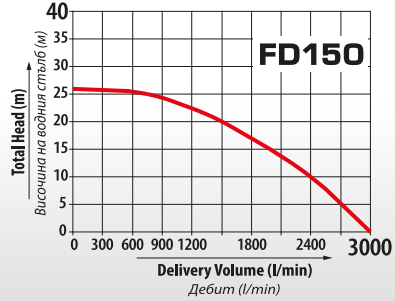
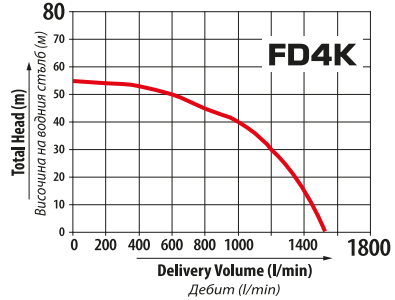
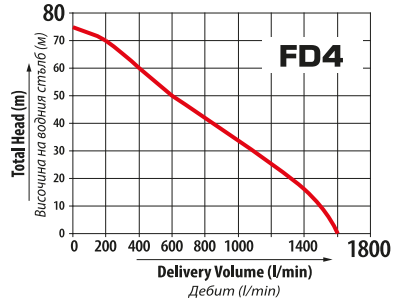
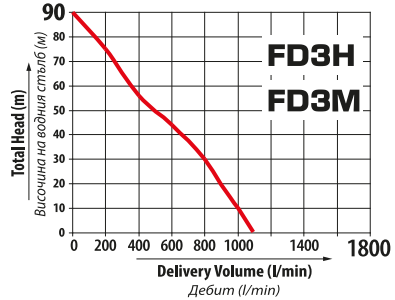
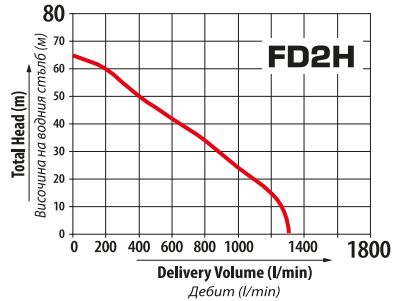
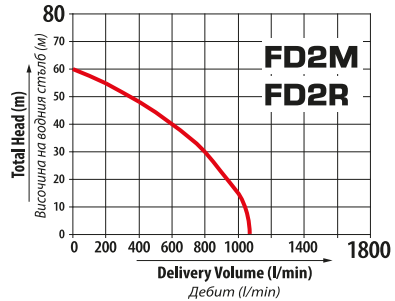
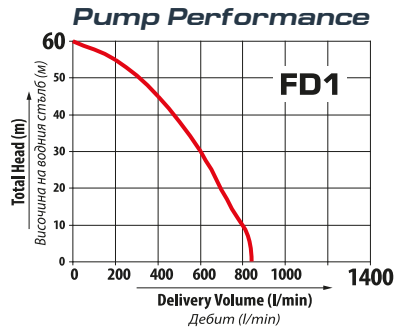
FD4R V-TWIN  
High-pressure, Centrifugal



FD4K DIESEL  
High-pressure, Centrifugal, Control Panel



FD150 DIESEL  
Big Volume, Centrifugal



TOTAL HEAD  
up to 90 m

DELIVERY VOLUME  
up to 3000 l/min

POWERED BY HONDA

